



Beaver • amisk CREE

Wetlands are Wonderful!

Wetlands help keep our drinking water clean.

Wetlands are home to wildlife around the world. This includes one third of North America's threatened and endangered wildlife species.

Wetlands store water during droughts.

Wetlands help to reduce flooding.

Wetlands are important resting, feeding and breeding areas for migratory birds.

When we protect wetlands, we keep the whole planet healthy.

Ducks Unlimited Canada is an environmental charity made up of people who know this. We have worked with others to conserve wetlands since 1938. We know good things happen when people work together!

Get to know your local wetlands - you will love them!

îhkatawâwa kihcîtâkwana! (îhkatawâwipayêwa)

îhkatawâwa kanâcihtâwak nipi kâminihkweyahk.

îhkatawâwa ohci pimâcihowak nanâtohk pakwaci pisikiwak kâ-espîhcâk askiy.

mina ôma kîwîtino kihci-ministik wîkiwak nanâtohk pisikiwak kîkâc kâ mîscinecik.

îhkatawâwa mina miciminamwak nipi kâ-pâstewaskâk.

îhkatawâwa wîcihtâsiwanwa ekâ kita-eskipek/pastipîk.

îhkatawâwa otâyiwîpîwiniwâw, otâsamisiwiniwâw, mina onôcihtowiniwâw nanâtohk peyisîsak kâpî kîwehahkik.

kîspin kânâkatohkeyahk îhkatawâwa kiwîcihtânaw kita-miywâyât kikâwînaw askiy misiwe.

Ducks Unlimited Canada kâtoskâtahkik kihayâwewinaw kiskîyhtamwak ôma. aspin ohci 1938 niwîcihânânik kotakak kita nâkatohkîyîah îhkatawâwa ekâ kita wanihtâyahk. kikiskîyîhtenaw kahkiya kîkway miyo atoskemakan kâ mâmawi wîhkôyahk.

kakwe pisiskîhta ihkatawâwa wâsakâm, ekota ohci ka-mâci-sâkihtân.

Create
your own
wetland world

ihkatawâwa
kiskinohamâsôwin!



Ducks Unlimited Canada
Conserving Canada's Wetlands

Active by nature.

education.ducks.ca
(English only • ayâkîsimowin pôko.)

Create your own wetland world.
ihkatawâwa kiskinohamâsôwin!

Beaver

"Busy as a beaver" is an old saying with a lot of truth. Beavers dam up streams to create wetlands and build large homes of logs and mud, called lodges. They appear to be at work all the time. Perhaps that is why some of Canada's First Nations believe the beaver helped to build the earth.

We all recognize the beaver by its wide flat tail which helps it balance on land when it is cutting down trees or dragging them over land to build or repair its dam or lodge or simply to have as a snack. That's right - the beaver's main food is the bark and twigs of trees! The beaver's tail also helps it to steer itself when swimming. This is important since the lodge has underwater entrances. These make it difficult for a predator to sneak up on the beaver or its family.

To create your own animal model

follow the steps on the back page. But wait, wetlands are full of life! There are other creatures in this series, each with its own story. Visit our website at education.ducks.ca to download other wildlife models. Then you, your family or friends can create more creatures and even build your own wetland.

Amisk

"canawîw tâpiskoc amisk" kayâs itwewin mâna kâtâpwemakahk. amiskwak mâna osihtâwak oskwatima ekwa misiwâskahikana sîpîhk ehapacihâtâcik asiskiy ekwa mîtosâ kita meshahkik oskwatim ahpô wîkiwâwa. kapîyi mâna atoskewak. eyako mâna ohci îyiniwak kâ itwecik amisk eki wîcihtâsot kikâwinaw askiy kâki osihtâhk.

semâk kinistawinawânaw amisk kâhayakaskâyik mîna kânapakâyik osoy. osoy mina ewicihikot kâ nepwit mîtosâ kâ kawamât ahpô kâpimitâpît ôma kâwi mesahahk oskwatim ahpô mîna kâwi mamîcisot. tâpwe, amisk omiciniwiniw wayakîskwa mîna watapîya. amisk osoy mîna wîchihikiw kâpimapôyot. eyako apacihikiw osâm iskwahtema ehayâyiki atamipîhk ekâ kotakayi pisikiw kita kîmoci pihokwet.

kita osihtamasoyan ki amiskohkân

pimitisaha anima kâ masinahikâtek otahk oma masinahikan. cîskwa, sakaskinew pimâtisiwin îhkatawâhk. kotakak mina pisikîsak îhtakowak, wîstatwâw ayâwak tipiyaw acimowins. pekihokawinân ôta mâmawi ayapîhkîwasinahikanihk education.ducks.ca kotakak mîna pisiskîsak kâhki nihtâwatâwak ikota ohci kita osihtamâsoyan pisiskîhkânisak. kiya mîna kitotemak kâhki osihtanâwâw îhkatawâw. kîspin peyak pisiskîsîs kitayimihik kotak nawac ewicisit nawasôn.

Working Together
wîcihtowin

TEACHERS This series is part of Project Webfoot's Wetlands and the World series, designed to explore wetlands across cultures and provide resources for English language literacy development. For more information and teaching ideas, please see the Teachers' Guide or visit our website at education.ducks.ca



Ducks Unlimited Canada
Conserving Canada's Wetlands

Ducks Unlimited Canada Thanks:

Sponsor:

THE ONTARIO TRILLIUM FOUNDATION LA FONDATION TRILLIUM DE L'ONTARIO

Contributors:

Toronto District School Board

Ramsar Convention Secretariat

ICE Indigenous Cooperative on the Environment (ICE)

RBC Foundation

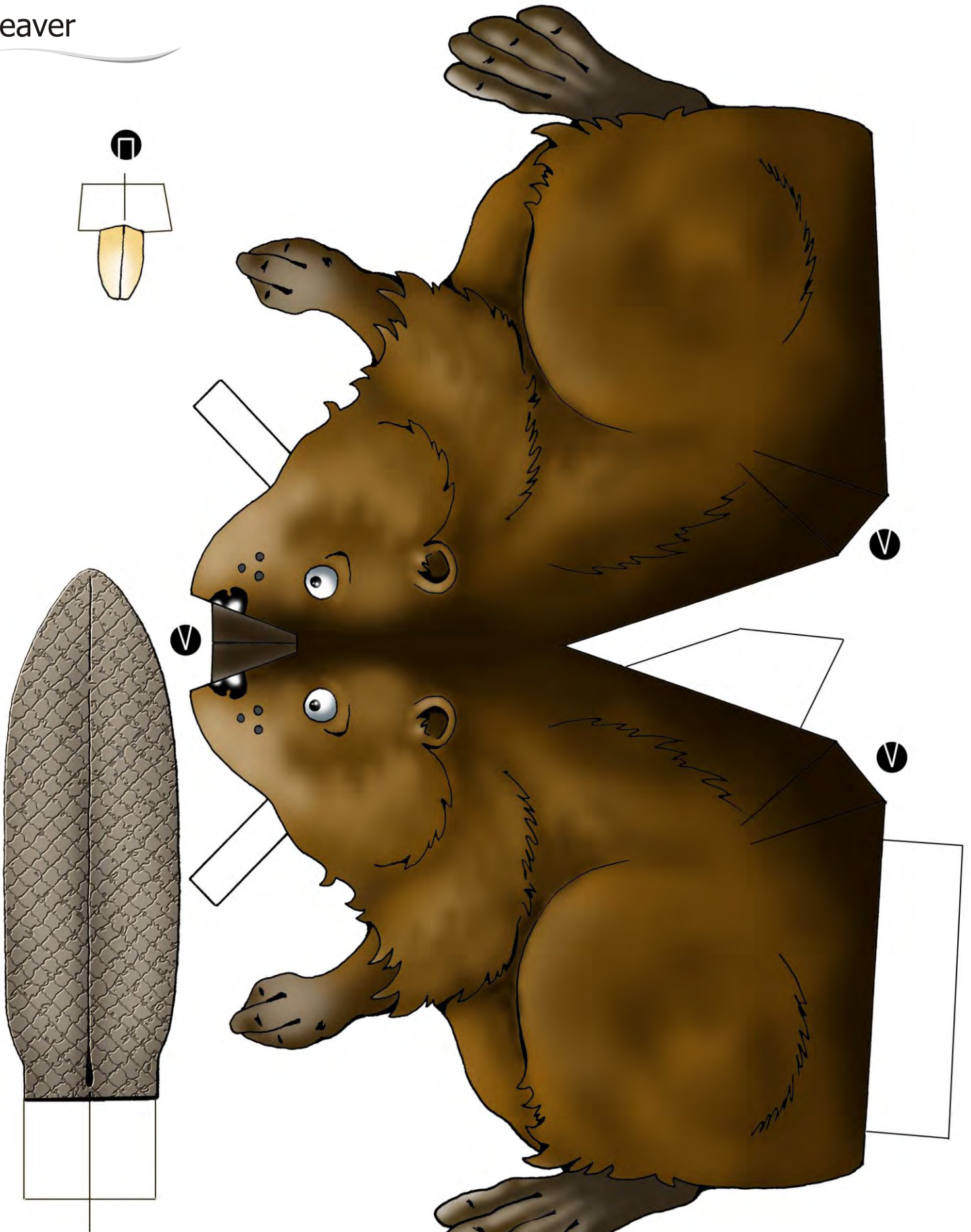
Thanks: Kevin Lewis, Blue Quills First Nations College, Bill Sluiman

Beaver

ms-ed-2008

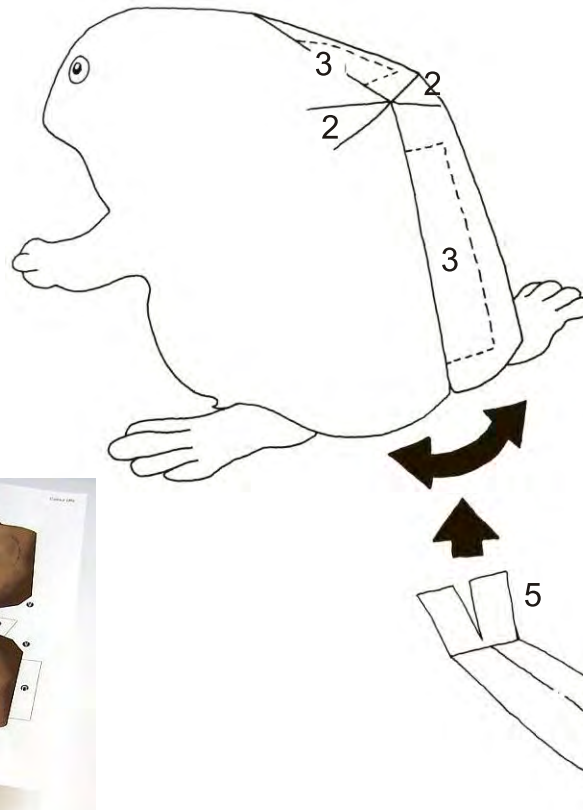
Graphics & Design: Maria Sewell

Animal Models: Robert Van Nood, based on an original concept by Monica Zavagli, Ramsar Convention Secretariat.


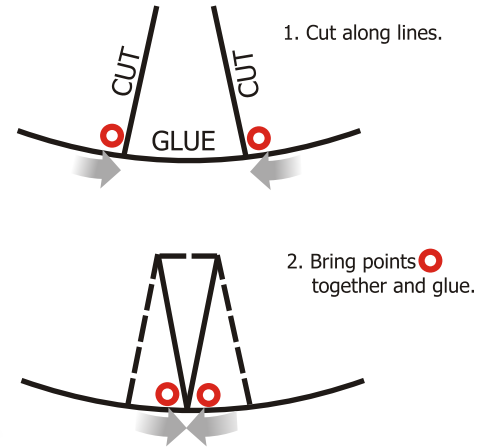


To make your paper model

You will need: scissors, glue for paper (glue sticks work well)



Darts: (shape your model)



1. Cut out all pieces.




2. Cut and glue the 3 darts on the body and head.



3. Glue back together using tabs.



4. Overlap and glue chin tabs.



5. Cut tail tab in half. Glue tail to body. (see B)



6. Cut teeth tab along line and glue in place.